

ASG Enhanced Income Feeder Fund USD

Diversified Income Portfolio

As of February 28, 2025

INVESTMENT STRATEGY

ASG Enhanced Income Fund seeks to generate long-term value for investors, through an income-generating portfolio of securities providing high recurring returns.

These include Preferred Securities issued by Large Corporations, Subordinated Debt, Hybrid Securities, Contingent Convertible Bonds, Dividend Earning Equity and Real Estate Income generating investment vehicles.

Overseen by experienced managers, the ASG Enhanced Income Fund will be looking to obtain a high-performance potential through a well-diversified portfolio of international investments.

Through our dynamic and action investment approach, ASG Capital strategically invests in investment companies with strong balance sheets and sustainable earnings patterns that we believe they will reach a performance over and above an equivalent static portfolio.

By leveraging the interest premium available, the Fund gives investors a unique opportunity to obtain high recurring income returns which can be distributed on a quarterly basis.

This investment vehicle is available to Non-US accredited investors only.

PERFORMANCE COMMENTARY

The ASG Fund performance was up +0.95% for the month of February. The ASG Fund over-performed the main USD subordinated/preferred security index (PFF), which rose +0.13% on the month.

The volatility 'Move index' was just over 90 on average during February, reflecting a more stable Fixed Income environment.

We maintain balanced allocations:

- Overweight on long maturity dated bonds. The duration was increased to 4.6 years.
- Underweight Additional Tier 1 bonds.
- Neutral Subordinated Floaters.
- Underweight Cash and Short dated maturity bonds less than 1 year.

US 2year swap rates fell from 4.08% to 3.84%. US 10year swap rates fell from 4.08% to 3.79%. Both indices are edging back down after increasing recessionary fears.

The DXY index fell slightly from 108.4 to 107.6. The change in this index underscores the 'wait and see' attitude in financial fixed income markets.

The Federal Reserve confirmed once again its 'on hold' monetary policy, by keeping Fed. Funds levels unchanged. Even if inflation figures look more controlled, they remain well above the Fed.'s 2% target pushing the next interest rate cut expectation out to September 2025.

INVESTMENT MANAGERS



Ygal Cohen



Steven Groslin

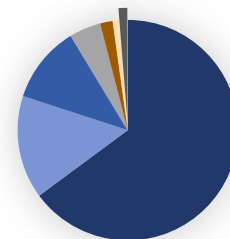
More than 50 years of combined experience in the international bond markets.

FUND INFORMATION

Fund type	Income Fund with Leverage
Valuation	Monthly
Subscription	Monthly
Subscription fee (for distributors only)	up to 3% max.
Redemption	Monthly with 60 days notice period
Investment management fee	1% + 15% performance fee (High WaterMark)
Minimum investment	100,000 USD / EUR
Distribution (USD Share classes)	7% annually (paid quarterly)
Distribution (EUR Share classes)	6% annually (paid quarterly)
Recommended length of investment	3 to 5 years
Administrator	Apex Fund Services
Custodian	Interactive Brokers
Auditor	Deloitte
ISIN Code	
Class USD Acc.	BMG3032V8609
Class USD Dis.	BMG303202649

Inception date	31-Mar-20
Total assets under management:	32,936,487.63 USD
Total invested amount	32,377,945.91 USD
Leverage used:	0.00%

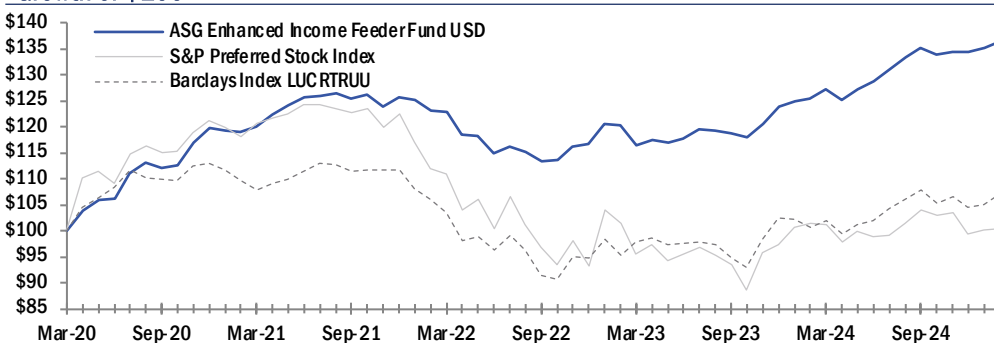
SECTOR DIVERSIFICATION



Financial & Corporate Bonds	64.87%
Private Loans/Mortgages	15.14%
Municipal Bonds	11.33%
Convertible Bonds	0.00%
Government Bonds	4.62%
Real Estate Investment Trusts	1.84%
Master Limited Partnerships	0.00%
Other	0.91%
Cash	1.29%
BONDS =	95.96%

FUND PERFORMANCE

Growth of \$100



Cumulative performance

	INCEPTION DATE	MONTH-TO-DATE	YEAR-TO-DATE	INCEPTION-TO-DATE
ASG Enhanced Income Feeder Fund USD Accumulation	31-Mar-20	0.95%	1.62%	37.25%
S&P Preferred Stock Index (SPPREF)		0.22%	0.84%	0.29%
Barclays US Aggregate Credit Total Return Value Unhedged USD (LUCRTRUU)		2.03%	2.61%	7.19%

Average Annual Total Return

	3 YEARS	INCEPTION-TO-DATE
ASG Enhanced Income Feeder Fund USD Accumulation	3.50%	6.65%
Barclays US Aggregate Credit Total Return Value Unhedged USD (LUCRTRUU)	0.35%	1.42%

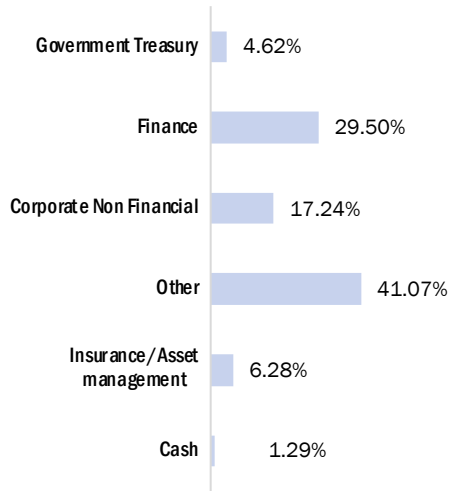
Performance summary in %

	2020*	2021	2022	2023	2024	YTD 2025
ASG Enhanced Income Feeder Fund USD	19.83%	4.91%	-7.24%	6.27%	8.36%	1.62%
Barclays US Aggregate Credit Total Return Value Unhedged USD (LUCRTRUU)	12.90%	-1.08%	-15.26%	8.18%	2.03%	2.61%

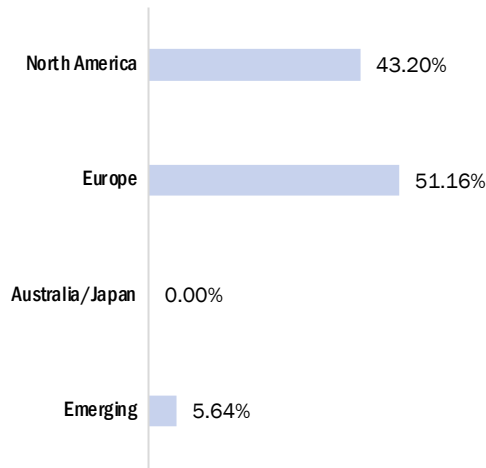
*started in March 2020

PORTFOLIO STRUCTURE

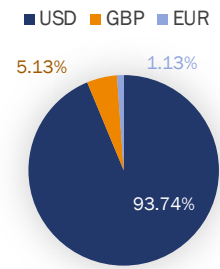
Economical breakdown



Geographical breakdown



Currency breakdown



BONDS METRICS

(Bonds' includes Financial & Corporate Bonds, Private Loans/Mortgages, Municipal Bonds, Convertible Bonds, Government Bonds)

Statistics

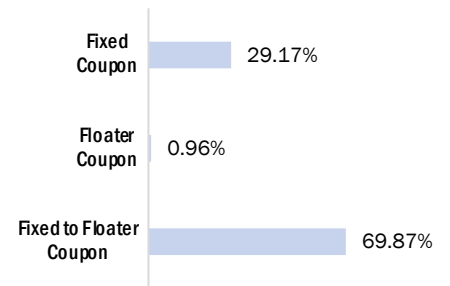
Adjusted duration: 4.6 years
 Yield to Call: 6.68%
 Perpetual Yield: 7.31%
 Portfolio Rating Instrument(S&P): BBB-
 Portfolio Rating Issuer(S&P): A

Top 10 Individual Issuer Holdings

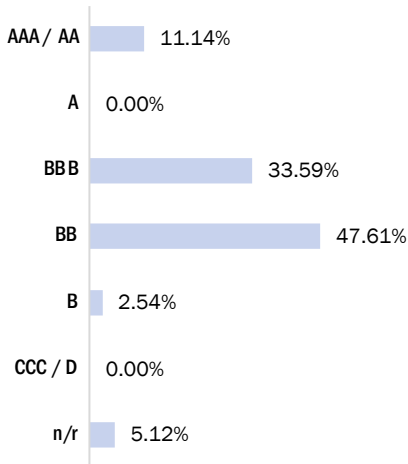
(% of total portfolio NAV)

Sempra Energy	2.17%
Enbridge	2.12%
Barclays Bank	2.09%
Equitable Life	2.06%
OCP	1.97%
UBS	1.94%
BNP	1.94%
BBV	1.85%
Goldman Sachs	1.85%
EFG Private Bank	1.83%


Coupon structure



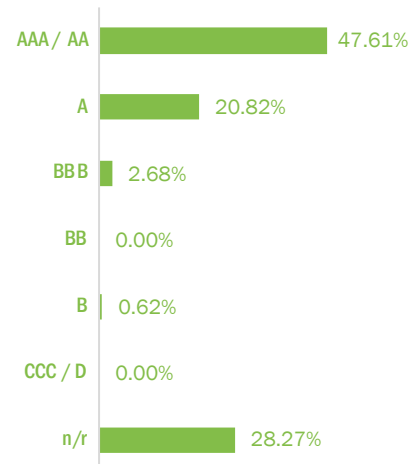
Instruments Rating



Issuers Rating



MSCI ESG Rating



DISTRIBUTION PARTNERS



Disclaimer

No investment decisions should be made solely on the basis of the information provided on this document. This document should not be deemed as an offer to buy or sell any interest in ASG Capital, LLC or any other affiliated Funds. Information on this document should not be acted upon without obtaining a specific advice from a licensed professional regarding the readers own situation or concerns. Any offer by ASG Capital, LLC or any other affiliated fund should only be accompanied or preceded by a current offering Memorandum.