

ASG Enhanced Income Feeder Fund

Diversified Income Portfolio



ASG CAPITAL
ASSET MANAGEMENT

As of March 31, 2022

INVESTMENT STRATEGY

ASG Enhanced Income Fund seeks to generate long-term value for investors, through an income-generating portfolio of securities providing high recurring returns. These include subordinated bonds, integral part of the capital structure of large corporations, convertible bonds, dividend earning equity and real estate income generating investment vehicles.

Overseen by experienced managers, the ASG Enhanced Income Fund will be looking to obtain a high-performance potential through a well-diversified portfolio of international investments.

By leveraging the interest premium available, the Fund gives investors a unique opportunity to obtain high recurring income returns which can be distributed on a quarterly basis.

This investment vehicle is available to accredited investors only.

FUND INFORMATION

Inception date	March 31, 2020
Total assets under management	26,059,787.59 USD
Total invested amount	25,612,337.81 USD
Leverage used:	0.00%

Fund type	Income Fund with Leverage
Valuation	Monthly
Subscription	Monthly
Subscription fee (for distributors only)	up to 2% max
Redemption	Monthly with 60 days notice period
Investment management fee	1% + 15% performance fee (High WaterMark)
Minimum investment	100,000 USD / EUR
Distribution (USD Share classes)	7% annually (paid quarterly)
Distribution (EUR Share classes)	6% annually (paid quarterly)
Recommended length of investment	3 to 5 years
Administrator	Apex Fund Services
Custodian	Interactive Brokers
Auditor	Deloitte
ISIN Code	

Class USD Accumulation	BMG3032V8609
Class USD Distribution	BMG303202649
Class EUR Accumulation	BMG303202987
Class EUR Distribution	BMG303203068

OUTLOOK & REVIEW

The supply side disruptions and commodity inflation from previous months continued, carried over by the ongoing power struggle between East and West over Ukraine. Furthermore, the Federal Reserve (the Fed.) added its contribution to this unsettled situation. Through an increasingly aggressive policy narrative, the Fed. is now looking to dampen down US aggregate demand in its effort to address domestic inflation. American interest rates were raised by +0.25%, as a first step towards more 'normalized' financial conditions.

Meanwhile, the Eurodollar system (Dollars exchanged outside of the US) continued to show signs of liquidity stress; its yield curve remained inverted and countries, such as Sri Lanka, braced themselves for default on their foreign debt.

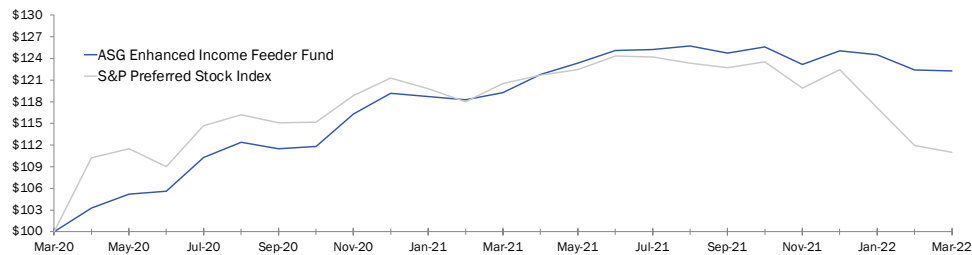
If the Fixed Income world remains unsettled, one should remind investors this market is a massive investment space. Under current conditions, some bond instruments will fare better than others. For the subordinated asset class, this situation brings with it interesting investment opportunities not seen since 2018 and 2016.

As we mentioned in our previous report, our defensive positioning rolled out in February is progressively being redeployed. Our investment focus remains on large systemic quality issuers, as these corporations should be able to 'weather today's storms'. We are also looking increase the carried yield return (now edging towards 7%), while maintaining a reinvestment option for a more aggressive positioning once present day uncertainties dissipate.

PERFORMANCE

	INCEPTION DATE	MONTH-TO-DATE	YEAR-TO-DATE	INCEPTION-TO-DATE	ANNUALIZED RETURN
ASG Enhanced Income Feeder Fund	31-Mar-20	-0.10%	-2.21%	23.67%	11.21%
S&P Preferred Stock Index		-0.84%	-9.37%	11.00%	5.36%

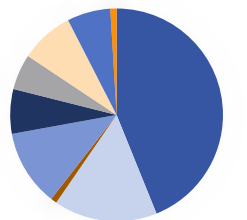
Growth of \$100



Performance summary

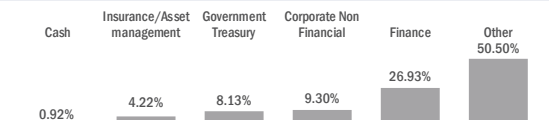
YEAR	Jan	Feb	Mar	Apr	May	Jun	Jul	Aug	Sep	Oct	Nov	Dec	YTD
2022	-0.43%	-1.69%	-0.10%										-2.21%
2021	-0.39%	-0.39%	0.83%	2.13%	1.30%	1.39%	0.11%	0.42%	-0.80%	0.67%	-1.90%		4.91%
2020	-	-	-	3.28%	1.85%	0.38%	4.45%	1.92%	-0.81%	0.29%	4.01%	2.48%	19.19%

PORTFOLIO STRUCTURE

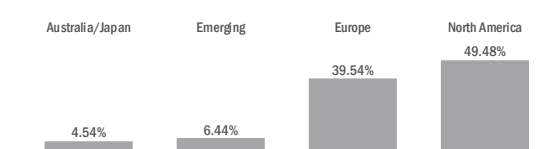


- Fixed Income Bonds 44%
- Private Loans/Mortgages 16%
- Cash 1%
- Real Estate Investment Trusts 12%
- Dividend Earning Equity 7%
- Municipal Bonds 5%
- Hedging / Gov. Bonds 8%
- Convertible Bonds 7%
- Master Limited Partnerships 0%
- Commodities 1%

Economic breakdown



Geographical breakdown



Currency breakdown

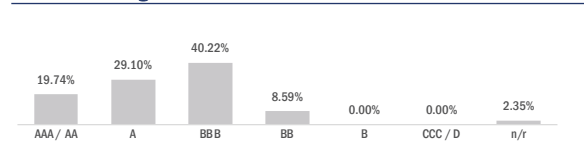


FIXED INCOME BONDS DETAILED ALLOCATION

Statistics

Leverage used: 0.00%
Adjusted duration: 3.43 years
Yield to Call: 5.49%
Perpetual Yield: 5.37%
Rating Instrument (S&P): BBB
Rating Issuer (S&P): A

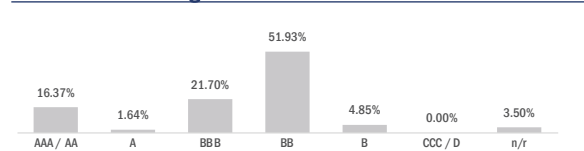
Issuers Rating



Top 10 Individual Issuer Holdings

Issuer	(% of total portfolio NAV)
LLOYDS BANK	2.40%
DEUTSCHE BANK	2.34%
NIBCAP	1.70%
SANTANDER	1.64%
BNP	1.63%
OCP	1.61%
BARCLAYS	1.61%
PRUDENTIAL INC	1.60%
BBV	1.59%
ENBRIDGE	1.56%

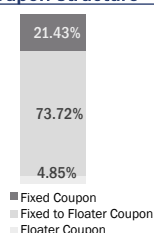
Instruments Rating



MSCI ESG Rating



Coupon structure



ASG Capital Investment Managers

Ygal Cohen – 23 years of Investment Experience

Steven Groslin – 27 years of Investment Experience

Disclaimer

The above performances represent the performances of investor in the fund since inception in Class B (USD Accumulation). No investment decisions shall be made solely on the basis of the information provided on this document. You understand and agree that this document should not be deemed as an offer to buy or sell any interest in ASG Capital, LLC or any other affiliated Funds. Information on this document should not be acted upon without obtaining a specific advice from a licensed professional regarding the readers own situation or concerns. Any offer by ASG Capital, LLC or any other affiliated fund should only be accompanied or preceded by a current offering memorandum.